Adfly Methods: Make Money With Your Links

Disclaimer

This book is for educational purposes only. While it's possible to make a good amount of money online using these methods, this book makes no guarantees.
Results my vary.
Also, by simply describing the methods in this book, the author makes no recommendations nor representations regarding these methods. It is up to the individual user to make sure they are not violating any terms of services or any
particular laws of their jurisdiction before implementing any of the procedures and methods in this book.

Introduction

How would you like to find a book that gives you a variety of proven methods to
make money online? A book that can teach you methods to earn just by simply
getting people to click links?
Getting paid whenever someone clicks on an advertisement online has been a
fairly standard form of making money online.
However, what if that concept were expanded to every link that you put up?
Imagine if you could cash in on all your links?
Imagine if everytime someone clicked on any of your links you made money.
Now that's possible thanks to the Adfly service.

What is Adfly?

Adfly is a URL shortening service that allows you to convert any link to a shorter
link using their service. However, part of their service includes inserting a short
advertisement into the link as well. So, when someone clicks on the new shortened link, they will see a short advertisement before being taken to the original website. You can also adjust the advertisement's settings to show a less obtrusive ad on the original page instead of a full page ad. You get paid for
each of the ads that get served up.

This document was created using SmartPDF Converter
To remove this message purchase the product at www.SmartPDFConverter.com

Where Would You Use Adfly?

Adfly links can be placed anywhere. The service even provides you code that you can insert into your existing websites to convert all your existing links into adfly links. Of course, you'll realize quickly that it is generally an inconvenience to people who are clicking on links to be forced to see an advertisement first, so most people would not use adfly in conjunction with their own main website. However, there are plenty of ways to use the service outside of your own website to earn some extra money. People use a variety of methods that will be reviewed in this book. Just to name a few: You can insert adfly links into twitter; Use adfly links at the end of youtube videos to point to other videos; Use adfly links in forums; Use adfly links in online classifieds. You really are only limited by your imagination. Some methods will work better than others. We will review the most popular and lucrative methods in this book.

How Much Can I Earn with Adfly?

You are paid for each ad impression with Adfly. You are also paid a percentage of the earnings of people that you refer to adfly for life. So they give you a couple of ways to earn money through their program. Generally you will need to have a great volume of ad impressions to earn a significant amount of money through adfly. However, the earnings accumulate over time and there are methods to achieve volume views in extremely efficient and sometimes entirely passive manners. Their payment threshold is at $5 and they pay out regularly at the beginning of each month. You'll find that you'll easily hit that $5 threshold or more within the first month by following the methods in this book and as you gain more referrals you will add to that income and earn more and more over time. Your earning potential is unlimited.

Before we start, if you do not already have an Adfly account, you can sign up for a free account here: http://adf.ly/?id=994308 (referral link)

If you prefer to join up on your own without going through the referral link, you can go directly to the site here: http://adf.ly

This document was created using SmatPDF Converter
To remove this message purchase the product at www.SmatPDFConverter.com

Twitter Method to Make Money with Adfly

One quick and easy way to start using adfly links is to simply create niche twitter
accounts. You can
create accounts in specific niches and tweet about things specific to that niche. The tweets would contain adfly links back to
the source material. Because your accounts are niche specific, your followers are more likely to click on those links and you
make money in the process.
There are simple methods to automate the process of tweeting in your niche and thus begin earning passive income through
twitter.
Here's how it works:
Start by picking a niche for your new twitter account. As an example, let's chose
to focus on shopping. Begin by creating your account. I would recommend getting a spare gmail account for this process.
You can use a single gmail account to create multiple niche twitter accounts. You simple add a +and any word behind your name and twitter treats it as a different gmail account.
Like the following example:

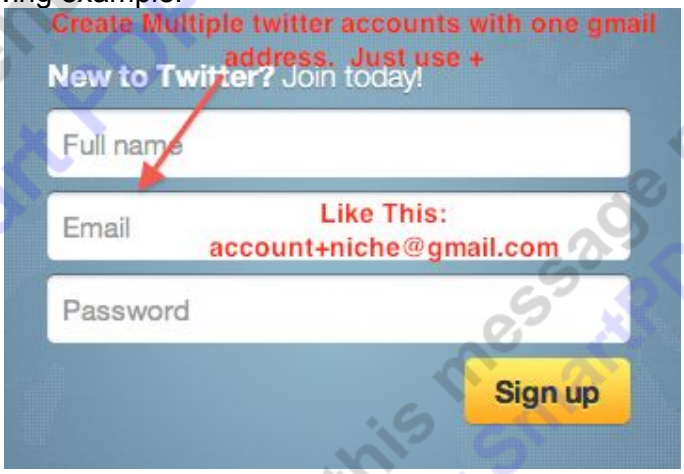

Then write a short bio about how you like to look for shopping deals and bargains.
The next step in this process is to find websites and blogs in the shopping niche. Often times, these websites and blogs will
have rss feeds to allow people to subscribe to their updates. You want to locate
these rss feeds and copy their links.
Then you can use a free service throught the website http://dlvr.it to route the feeds. It's a very simple matter to use the
Adfly api as the default shortener so all the links go through Adfly.
Here are step by step instructions for this process:

This document was created using Smart PDF Converter
To remove this message purchase the product at www.SmartPDFConverter.com

How to Find RSS Feeds

Do a simple google search for your niche keywords and see what blogs or websites come up. Then you can review those websites to
make sure their content is related to your niche. Then use the rss feeds from those sites and route them to your twitter
account.

Once you've found the rss feed it is very easy to set up Adfly with dlvr.it

First go to Adfly and get your api:



By default, the api displays an interstatial ad, which means that it displays that ad prior to go to the original link. While the interstatial ads pay out more per click, some people may find these kinds of ads disruptive. In that case, you can
change the ads to display a framed banner ad instead. Just follow the instructions in the api documentation and replace the advert_type=int with advert_type=banner.

Now just take copy the URL from Adfly and go over to your dlvr.it account.

Follow these steps at dlvr.it:

Step 1.

From your dashboard go to edit your short link settings.

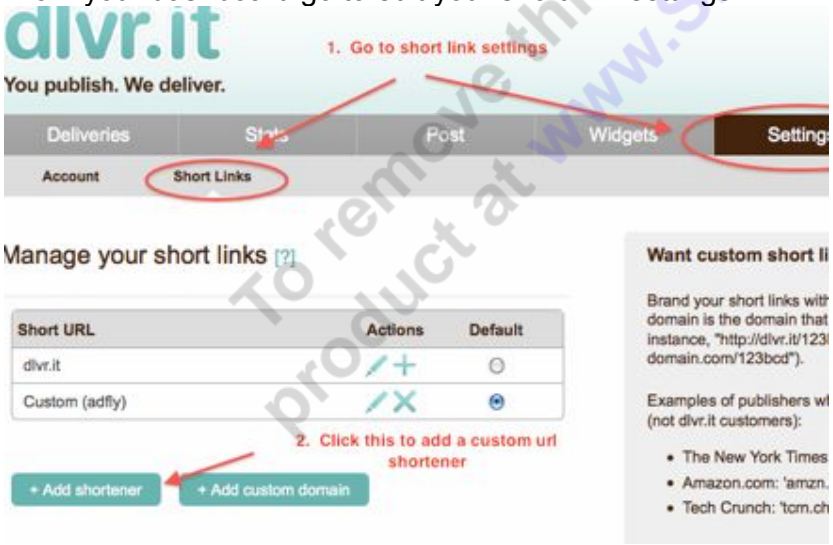

This document was created using SmartPDF Converter. To remove this message purchase the product at www.SmartPDFConverter.com

Step 2.
You'll see this screen open up when you click add shortener.



Step 3.
When you click on Third party shortener, you'll see the following screen. Just follow the instructions.



I usually just apply the shortener to all existing routes and then continue all.
This is the simplest way to ensure that you are using Adfly for all your tweets.
Now then you just need to start routing your RSS feeds to twitter.
Again this is a simple procedure. From the dlvrit dashboard, click add new

This document was created using SmartPDF Converter
To remove this message purchase the product at www.SmartPDFConverter.com

route. It should look something like this:



When you start to add a route, the following menu shows up:



Just authorize your twitter account and start adding feeds. I also recommend adjust the frequency of your tweets by updating your feed.

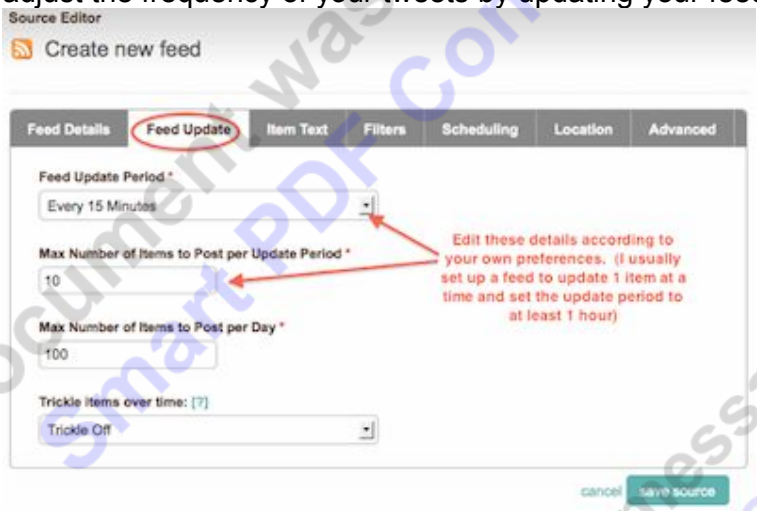

Now that everything is set up, you just need to build up your twitter following so
people will click on your links.
The simplest way of building up your twitter presence is to start following other people who may be interested in your niche.
For example, in our test case, we chose the shopping and deals niche for our twitter account. We would find another popular
account on twitter within that niche. So search through twitter for coupons or deals and see what accounts come up. You'll be
able to quickly tell which accounts are popular. Then start going through their followers and follow them. You can also find
services online that will help you automate that process so that you can build your twitter account automatically.
This is one of the simplest and easiest ways that I've found to start spreading your adfly links out on twitter and making
money.

This document was created using Smart PDF Converter
To remove this message purchase the product at www.SmartPDFConverter.com

Using Youtube to Make Money with Adfly.

Many people enjoy making videos and posting them to youtube. Some make a
busienss out of it by embedding ads into the videos.
One thing that you can do to build additional revenue is to use adfly along with your youtube videos.
Here are some simple steps to make money on youtube using Adfly
Step 1. Sign up for a Youtube acount if you don't have one yet.
Step 2. Look up the latest music news. You can do a simple google search looking for new music or new songs or go to a site
like http://www.sweetlyrics.com and look for the latest music news. Very often if
not daily, a new song or mix tape is
released from some very famous artists. The more famous the artist the more money you make from this method. Now, go through
and get as many new song names as possible. Now you should have a nice list
of recently released hot music.
Step 3. Take your list of songs over to youtube and search to see if any of them
have already been uploaded. You can duplicate
videos using keepvid. You can then add instructions using Movie Maker at the beginning of the video and at the end of the
video to suggest to viewers to watch similar videos or find out more news about
the artist and other goodies by following your
link at the bottom of the video.
Step 4. Find links to news and other videos about the artist that created the music video and shorten them with adfly.
Step 5. Upload your video back up to Youtube with a description that talks about
similar videos and news about the artist and
your adfly links below the video. Make sure the title of the video includes the name of the artist and the name of the song.
Good titles make your video easier to find in the search engines.
Step 6. Promote your video. Start by finding a related video, perhaps another music video from the same artist and post a
video comment with your video. You will also want to go to the music fosums like Digital Spy and Buzz Jack and post the links
to your video. Once your video starts getting a consistent stream of views, it will
start to gain popularity naturally.

Sharecash + Adf.ly Method

This is a good method that also leverages some of the techniques we used in the previous section with youtube. Sharecash is site where you can upload digital items and you get paid whenever someone downloads your file. However before anyone can download the file he needs to fill quick survey first.
Sharecash link: Sharecash.

This document was created using SmartPDF Converter
To remove this message purchase the product at www.SmartPDFConverter.com

You can use this method in conjunction with youtube by using the following steps.
1. Create a youtube account
2. Find a niche. This can be any subject that people may be interested in. Exercise or dieting could be a good example.
3. Now search around the internet. You'll want to target information that will give
you resource material for a good tutorial. For instance in the case of fitness and
dieting, you may want to search for training techniques.
5. At this point, you can either write an ebook yourself or you can find a free ebook
in the niche and downoad it. There are many places to find PLR ebooks for download.
6. Now Upload your ebook to sharecash
7. Find some before and after pictures of transformed bodies. These will be pictures that you'll use to show someone before they use your ebook and after.
8. Now use movie maker to merge the pictures together and write some text that
looks professional. At the end of the video, write "Read description for download link to my eBook".
9. Upload the video, give it a catchy title and tag line.
10. Now take the link from your sharecash file with the ebook you uploaded on
sharecash and shrink it with adf.ly. Post the link in the description

Craigslist Method

This method is simple to execute. Because of it's simplicity, most people don't even realize that it can be a very effective
way to advertise and get clicks to your adfly links. The method is to use craigslist to spread your adfly links.
However, if you want to be successful with this method, you do need to do a little footwork up front.
Step 1. You want to get your hands on a free giveaway. You can write a free ebook
or you can find free PLR e-books online
that you can use as your free giveaway.
Step 2. Pick a location from craigslist where you want to advertise. Primarily you want to choose locations where adfly clicks
pay out better. Here is a list of countries and their respective payouts:
Country CPM
United States $2.33 Canada $2.73 United Kingdom $1.96 Australia $1.41 Saint Lucia $3.00 American Samoa $2.50 Gibraltar $2.50 Virgin Islands, U.S. $2.25 Andorra $2.00 Saint Vincent And The
Grenadines $1.64 Aruba $1.50 Myanmar $1.50 Sudan $1.50
So, just pick a location that pays the best.
Step 3. Go to your online classifieds and create your advertisement. Just indicate that you are offering your free gift for a
limited time only. They can download their gift by following your link below. Then give them your adfly link for the
download.

This document was created using SmartPDF Converter
Protected by this message purchase the product at www.SmartPDFConverter.com

This is a simple method, but surprisingly effective.
The second way to earn from online classifieds is a bit sneakier.
You can list something popular for a ridiculously low price. Indicate that it has minor cosmetic damage. So, for instance, and iPad for $100 with minor cosmetic damage. 100% working, etc…
Then put your adfly link with the message click here for a picture.
You can potentially get thousands of clicks on your adfly link.
The actual product when people inquire can be one of those offers to fill out a survey for a chance to win… etc.. you can find tons of those kinds of offers online through a simple search.

Pastebin Method

Pastebin is a site that allows you to publish articles. The benefit of pastebin is that you can include any number of links of any type in the article. So if you create an article that gives a lot of value with multiple adfly links, it will still be published in pastebin. The other advantage is that these articles are published to the public and can often go viral.
As you can see, if you can create a good article and include several links you have good potential for significant earnings. This is a really good way to promote useful tutorials as tutorials are the type of documents that contains links
and have potential to go viral if they are particularly valuable.
Step 1. Go to http://www.pastebin.com and sign up.
Step 2. Just create an article. A tutorial or other article that would include some
links to downloads or other reference
websites. Make sure that all the links are shortened adfly links.
Step 3. Publish your article and make sure it's public.
At this point, you can wait and see if your article goes viral.

Facebook Method

Here's a method you can use with Facebook to get a lot of clicks on your gadfly
links. There's a bit of code involved, but that is included here for you.
For a start you will need a simple product. Again an ebook will suffice. You can
write your own or download one from the internet.
Step 1.
Create a Facebook page. You'll want to give it a name that will draw some attention. Call it how to meet girls or how to lose weight. How to win a fight. etc…
Just make sure that whatever you select it will be a concept that your visitors will
like.
Step 2.
Chose Local Business then press "create official page".
Step 3.
After your page is created, upload a relevant picture, but make sure that the picture just gives a hint about the subject of your page without giving away your
product.

This document was created using SnapPDF Converter
To remove this message purchase the product at www.SharpRDFConverter.com

Step 4.
After this you will want to edit the page. Just click on "edit page" beneath your profile pictures. Delete all the unnecessary applications.
Step 5.
In the search box in the facebook banner, search for "static fbml" and a page should come up, beneath the picture select "add to my page" then add the page
you just created.
Step 7
Get your adf.ly link that links to your content and shorten it. Copy that link to use
later on. Do this for all your links.
Step 8
Go back to your page and click edit page beneath the picture and you should see a new box under applications called "static fbml"
Click on edit for that application. It will take you to a new page. Where it says box title, enter something like "CLICK HERE" and then where it says fbml: copy
and paste the following into there replacing the bold text with what it tells you to
put there.
Code:
```
<span style="font-family: Arial Narrow;"><span
style="font-weight: bold;">Please Like This page To See ***ENTER
WHATEVER YOUR CONTENT IS***</span></span><br>
<fb:visible-to-connection>
<a href="***ENTERYOURBIT.LYLINKINHERE***">Click Here
To See The *** ENTER WHATEVER YOUR CONTENT IS***</a><br>
</fb:visible-to-connection>
```
Then Press Save.
Step 9 (optional)
If your content has multiple links you'll add the following code at the end:
Code:
```
<a href="***ENTERYOURBIT.LYLINKINHERE***">Click Here
To See The *** ENTER WHATEVER YOUR CONTENT IS***</a><br>
```
as many times up to 20 times ensuring all of them are on seperate lines and above the
Code:
```
</fb:visible-to-connection>
```
So, the end of your code should look like the following:
Code:
```
<span style="font-family: Arial Narrow;"><span
style="font-weight: bold;">Please Like This page To See ***ENTER
WHATEVER YOUR CONTENT IS***</span></span><br>
<fb:visible-to-connection>
<a href="***ENTERYOURBIT.LYLINKINHERE***">Click Here
To See The *** ENTER WHATEVER YOUR CONTENT IS***</a><br>
<a href="***ENTERYOURBIT.LYLINKINHERE***">Click Here
To See The *** ENTER WHATEVER YOUR CONTENT IS***</a><br>
<a href="***ENTERYOURBIT.LYLINKINHERE***">Click Here
```

This document was created using Smart PDF Converter
To remove this message purchase the product at www.SmartPDFConverter.com

To See The *** ENTER WHATEVER YOUR CONTENT IS***
Click Here
To See The *** ENTER WHATEVER YOUR CONTENT IS***
Step 10.
Go back to the "edit page" page. Under wall settings you'll see a section where
it says "Default landing tab for everyone else." Edit that section. Then select your "CLICK HERE" tab or whatever you named it.
Now you just need to promote your Facebook page around the web.

Sharing Warez Links

You should be aware that this method has risks. By going through this method, I am in no way advocating committing any crimes or TOS violations with gadfly.
I am simply laying out one other method for educational purposes only.
To get you started, a relating Google Search. You can just search for popular software names and include "warez" or "keygen" in your search terms. You'll find a lot Popular Warez Sites to share your adf.ly links.
Popular Keygens ;
Some popular gens can be for Adobe Products, Kaspersky Trial Resetter (I've seen tons of views on those topics), ESET Antivirus Keys (Name them to last untill exactly ten years. x-x-2021 - Mass Clicks). Other great ones can be for the newest games or popular applications. But this is really an easy, easy part.
Popular Software ;
There are a numerous amount of software products that people use on a daily basis. Look for items such as:
* Adobe Acrobat
* Adobe After Effects
* Adobe PhotoShop (Probably Portable's Better)
* DivX Player Pro (+Patch)
* Fraps (Latest)
* WinRAR (Activated)
* Internet Download Manager (Mass Pop)
* Microsoft Office Products
* Portable Applications
* Windows 7
* Sony Vegas Pro

And tons, tons of other things you can think of.
Now you can simply shrink the links to the download pages and spread your adfly links around the wares forums that you located.
You can essentially repeat this process for any number of sites that are of interest to the general public.

This document was created using SmartPDFConverter To remove this message purchase the product at www.SmartPDFConverter.com

The Limits of Your Imagination

As you can see, you are limited only by your imagination. There are a variety of
methods that can work successfully to earn you a steady stream of income. The
methods covered in this book are proven and simple and effective to implement.
You'll find that by following these simple steps, you'll be earning a decent amount of passive income from gadfly very quickly.
If you like the methods in this book, you can joining up
through my referral link http://adf.ly/?id=994308
If you prefer to join up on your own without going through the referral link, you can go directly to the site here: http://adf.ly

Like my fb page-→>http://adf.ly/4YQgP
Promote my blog-→http://adf.ly/4Zpgf

This document was created using Smart PDF Converter
To remove this message purchase the product at www.SmartPDFConverter.com